

TABLE BASICS

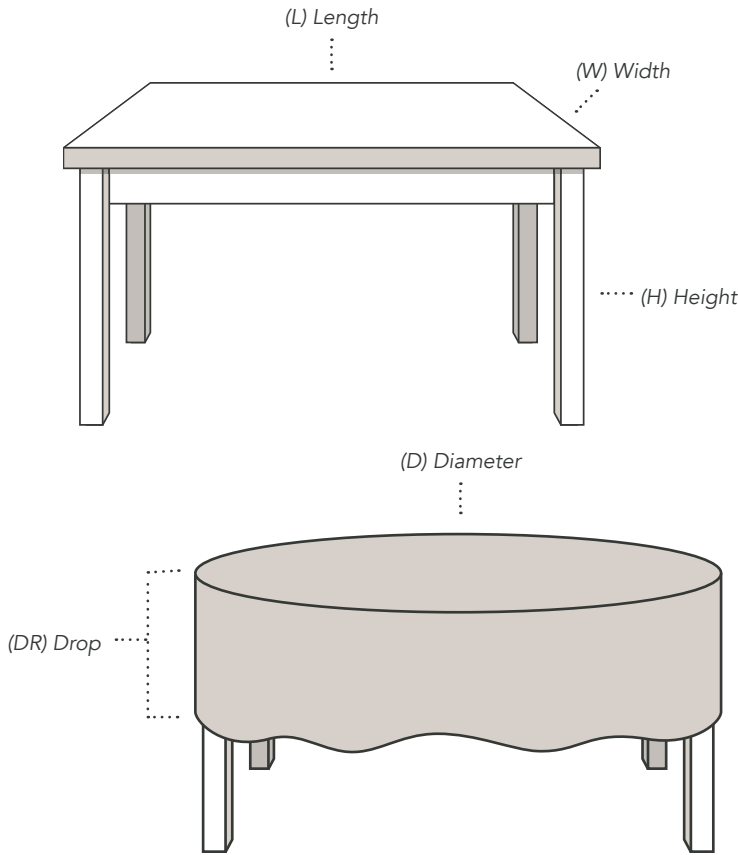


TABLE TERMS

LENGTH (L) - Refers to the longer edge of the table

WIDTH (W) - Refers to the shorter edge of the table

DIAMETER (D) - Refers to the length of a round table

HEIGHT (H) - Refers to the distance from the tabletop to the floor.

COMMON TABLE HEIGHTS

30" High	36" High	42" High
Common use:	Common use:	Common use:
Dining table	Stations	Highboys
Lowboys	Prep	Bars
Buffets		

COMMON DROP STYLES

Full Drop	Puddled	Lap Length
Linen gently touches floor	Excess linen tucked under/billows	Linen falls approximately 15" from tabletop



BBJ LA TAVOLA TIP: To find the full drop (floor length) linen size for your table, add height (x2) to the length/width/diameter.

CHOOSING THE CORRECT LINEN SIZE

TABLE TYPE	FORMULA
■ Rectangle	$[W + H + H] \times [L + H + H]$
● Round	$[D + H + H]$
■ Square	$[L + H + H]$


EXAMPLE:

6' RECTANGLE TABLE

$[30 + 30 + 30] \times [72 + 30 + 30] = 90" \times 132"$
Formula: $[W + H + H] \times [L + H + H]$

60" ROUND TABLE


$[60 + 30 + 30] = 120"$
Formula: $[D + H + H]$



SQUARE	TABLE SIZE	SEATING	CLOTH SIZE	COVERAGE OPTIONS
	36" square	4 people	96" rd	To the floor (cloth will rise up at corners of table)
			108" rd – 132" rd	* Customize to fit
			90" rd	* Customize to fit
	48" square	4 people	108" rd	To the floor (cloth will rise up at corners of table)
			120" rd – 132" rd	* Customize to fit
	60" square	8-10 people	120" sq	To the floor
			(2) 90"x132" banq	Will be long on 2 ends
			132" rd	* Customize to fit
	60"x72" square * Made up of (2) 6' banquet tables	10-12 people	132" rd or sq	* Customize to fit
90" sq			Use over round or (2) 14' skirts (uneven drop on straight edges & points)	
(2) 90"x132" banq			Overlap until linen hits the floor on all sides	
72" square	10-12 people	132" sq	To the floor	
		(2) 132" rd	To the floor on 2 sides, customize the other 2 sides	
		90" sq	Use over rd or (2) 14' skirts (straight edges 9" drop/points 12" off the floor)	
		(2) 90"x132" banq	Overlap until linen hits the floor on all sides	

BANQUET	TABLE SIZE	SEATING	CLOTH SIZE	COVERAGE OPTIONS
	5' banquet 60"x30"	4-6 people	120" rd	* Customize on front and back
			90" sq	Over rd or skirting • 3 sides - (1) 14' skirt • 4 sides - (1) 14' & (1) 7' skirt
			72"x120"	Over rd or skirting • 3 sides - (1) 14' skirt • 4 sides - (1) 14' & (1) 7' skirt
			90"x132" banq	To the floor on 2 sides, customize 2 ends
	6' banquet 72"x30"	4-6 people	132" rd	* Customize on front and back
			90" rd	Over rd or skirting • 3 sides - (1) 14' skirt • 4 sides - (1) 14' & (1) 7' skirt
			72"x120"	Over rd or skirting • 3 sides - (1) 14' skirt • 4 sides - (1) 14' & (1) 7' skirt
			90"x132" banq	To the floor on all 4 sides
			(2) 90"x132" banq	Overlap until linen hits the floor on all sides (with 12' leg extenders)
	8' banquet 96"x30"	6-8 people	(2) 132" rd	* Customize on front and back
			(2) 90" sq	Over rd or skirting • 3 sides - (1) 14' skirt • 4 sides - (1) 14' & (1) 7' skirt
			72"x120"	Over rd or skirting • 3 sides - (1) 14' skirt • 4 sides - (1) 14' & (1) 7' skirt
			90"x156" banq	To the floor on all 4 sides
			(2) 90"x156" banq	Overlay until linen hits the floor on all sides (with 12' leg extenders)
			108"x156"	To the floor on all 4 sides
	8"x48" banquet	6-8 people	108"x156"	To the floor on all 4 sides
			(2) 132" rd	* Customize to fit


*** CUSTOMIZE:** When this is stated, pinning will be needed when using this size linen. The pins will allow the table linen to "fit" the table without permanent alterations and allow linen to evenly hit the floor.



HIGHBOY (42" tall) H	TABLE SIZE	SEATING	CLOTH SIZE	COVERAGE OPTIONS
	30" square	2-4 people	120" rd	To the floor (42" drop)
			132" rd	To hourglass linen, tie off with chair tie
			54" sq	Drape over top, pair with a sheath
			Elastic cap	Pair with a sheath
			Sheath	To hourglass linen, hang straight or twist
	36" round	4-6 people	120" rd	To the floor (42" drop)
			132" rd	To hourglass linen, tie off with chair tie after placing the linen off center
			54" sq	Drape over top, pair with a sheath
			Elastic cap	Pair with a sheath
Sheath			To hourglass linen, hang straight or twist	
* Due to various top sizes, please check with your table supplier to verify actual Highboy dimensions and if it has a pedestal.				

ROUND ●	TABLE SIZE	SEATING	CLOTH SIZE	COVERAGE OPTIONS
	30" round	2-4 people	90" rd	To the floor
			90" sq	* Customize to fit (straight edges touch the floor/points hang 18.5" long)
	36" round	2-4 people	96" rd	To the floor
			90" sq	* Customize to fit (straight edges 3" off the floor/points hang 15.5" long)
	42" round	4-5 people	96" rd	3" short to the floor
			108" rd	3" long to the floor
			90" sq	Use over rd or (1) 14' skirt (straight edges 6" off the floor/points hang 12.5" long)
	48" round	4-6 people	108" rd	To the floor
			90" sq	Use over rd or (1) 14' skirt and (1) 7' skirt (straight edges 15" drop/points hang 3.5" long)
	54" round	6-8 people	108" rd	3" short to the floor
			120" rd	3" long to the floor
			90" sq	Use over rd or (1) 14' and (1) 7' skirt (straight edges 12" drop/points hang 6.5" long)
	60" round	8-10 people	120" rd	To the floor
			90" sq	Use over rd or (1) 14' and (1) 7' skirt (straight edges 15" drop/points hang 3.5" long)
	66" round	9-11 people	120" rd	3" short to the floor
			132" rd	3" long to the floor
			90" sq	Use over rd or (1) 14' and (1) 7' skirt (straight edges 12" drop/points hang 1" long)
	72" round	10-12 people	132" rd	To the floor
			90" sq	Use over rd or (1) 14' and (1) 7' skirt (straight edges 9" drop/points 2.5" off the floor)
90"-96" round	12-14 people	(4) 132" rd	Overlap to cover to the floor and customize to fit	
		(1) 132" rd	Use over rd or (2) 14' skirts	
* For cake tables, please check with your table supplier for accurate table size and if the table will be raised or on wheels, etc. This needs to be considered when ordering the correct linen.				

* **CUSTOMIZE:** When this is stated, pinning will be needed when using this size linen. The pins will allow the table linen to "fit" the table without permanent alterations and allow linen to evenly hit the floor.



HALF ROUND	TABLE SIZE	SEATING	CLOTH SIZE	COVERAGE OPTIONS
	Half 60" round	4-5 people	120" rd	To the floor (42" drop)
			132" rd	To hourglass linen, tie off with chair tie
	Half 72" round	5-6 people	120" rd	To the floor (42" drop)
			132" rd	To hourglass linen, tie off with chair tie after placing the linen off center
	Half 90"-96" round	6-7 people	120" rd or 132" rd	Use over rd or (1) 14' and (1) 7' skirt
108" rd			Use over rd or (1) 14' and (1) 7' skirt	

SERPENTINE	TABLE SIZE	CLOTH SIZE	COVERAGE OPTIONS
	5'-6' serpentine	132" rd	* Customize to fit
		90" sq	Over rd or skirting • 3 sides - (1) 14' skirt • 4 sides - (1) 14' & (1) 7' skirt
		72"x120"	Over rd or skirting • 3 sides - (1) 14' skirt • 4 sides - (1) 14' & (1) 7' skirt
		120" rd or 132" rd	Over rd or skirting • 3 sides - (1) 14' skirt • 4 sides - (1) 14' & (1) 7' skirt
		90"x156"	Custom pleat to fit
	7'-8' serpentine	(2) 132" rd	* Customize to fit
		(2) 90" sq	Over rd or skirting • 3 sides - (1) 14' skirt • 4 sides - (1) 14' & (1) 7' skirt
		120" - 132" rd	Over rd or skirting • 3 sides - (1) 14' skirt • 4 sides - (1) 14' & (1) 7' skirt
		(2) 90"x156" banq	Custom pleat to fit
	9'-10' serpentine	(2) 132" rd	* Customize to fit
		(2) 90" rd	Over rd or skirting • 3 sides - (1) 14' skirt • 4 sides - (1) 14' & (1) 7' skirt
		120" rd or 132" rd	Over rd or skirting • 3 sides - (1) 14' skirt • 4 sides - (1) 14' & (1) 7' skirt
	12' serpentine	(2) 132" rd	* Customize to fit
		(2) 90" rd	Over rd or skirting • 3 sides - (1) 14' skirt • 4 sides - (1) 14' & (1) 7' skirt
		(2) 72"-120" banq	Over rd or skirting • 3 sides - (1) 14' skirt • 4 sides - (1) 14' & (1) 7' skirt
		120" - 132" rd	Over rd or skirting • 3 sides - (1) 14' skirt • 4 sides - (1) 14' & (1) 7' skirt

*** Due to various serpentine sizes, please check with your table supplier to verify actual dimensions.**

*** CUSTOMIZE:** When this is stated, pinning will be needed when using this size linen.
The pins will allow the table linen to "fit" the table without permanent alterations and allow linen to evenly hit the floor.